

## HIGHLIGHTS OF PRESCRIBING INFORMATION

These highlights do not include all the information needed to use XENAZINE safely and effectively. See full prescribing information for XENAZINE.

XENAZINE® (tetrabenazine) tablets, for oral use  
Initial U.S. Approval: 2008

### WARNING: DEPRESSION AND SUICIDALITY

See full prescribing information for complete boxed warning.

- Increases the risk of depression and suicidal thoughts and behavior (suicidality) in patients with Huntington's disease (5.1)
- Balance risks of depression and suicidality with the clinical need for control of chorea when considering the use of XENAZINE (5.2)
- Monitor patients for the emergence or worsening of depression, suicidality, or unusual changes in behavior (5.1)
- Inform patients, caregivers and families of the risk of depression and suicidality and instruct to report behaviors of concern promptly to the treating physician (5.1)
- Exercise caution when treating patients with a history of depression or prior suicide attempts or ideation (5.1)
- XENAZINE is contraindicated in patients who are actively suicidal, and in patients with untreated or inadequately treated depression (4, 5.1)

### INDICATIONS AND USAGE

XENAZINE is a vesicular monoamine transporter 2 (VMAT) inhibitor indicated for the treatment of chorea associated with Huntington's disease. (1)

### DOSAGE AND ADMINISTRATION

- Individualization of dose with careful weekly titration is required. The 1<sup>st</sup> week's starting dose is 12.5 mg daily; 2<sup>nd</sup> week, 25 mg (12.5 mg twice daily); then slowly titrate at weekly intervals by 12.5 mg to a tolerated dose that reduces chorea. (2.1, 2.2)
- Doses of 37.5 mg and up to 50 mg/day should be administered in three divided doses per day with a maximum recommended single dose not to exceed 25 mg. (2.2)
- Patients requiring doses above 50 mg/day should be genotyped for the drug metabolizing enzyme CYP2D6 to determine if the patient is a poor metabolizer (PM) or an extensive metabolizer (EM). (2.2, 5.3)
- Maximum daily dose in PMs: 50 mg with a maximum single dose of 25 mg (2.2)

- Maximum daily dose in EMs and intermediate metabolizers (IMs): 100 mg with a maximum single dose of 37.5 mg (2.2)
- If serious adverse reactions occur, titration should be stopped and the dose should be reduced. If the adverse reaction(s) do not resolve, consider withdrawal of XENAZINE. (2.2)

### DOSAGE FORMS AND STRENGTHS

Tablets: 12.5 mg non-scored and 25 mg scored (3)

### CONTRAINDICATIONS

- Actively suicidal, or who have depression which is untreated or undertreated (4, 5.1)
- Hepatic impairment (4, 8.6, 12.3)
- Taking monoamine oxidase inhibitors (MAOIs) or reserpine (4, 7.2, 7.3)
- Taking deutetrabenazine or valbenazine (4, 7.7)

### WARNINGS AND PRECAUTIONS

- Periodically reevaluate the benefit and potential for adverse effects such as worsening mood, cognition, rigidity, and functional capacity. (5.2)
- Do not exceed 50 mg/day and the maximum single dose should not exceed 25 mg if administered in conjunction with a strong CYP2D6 inhibitor (e.g., fluoxetine, paroxetine). (5.3, 7.1)
- Neuroleptic Malignant Syndrome (NMS): Discontinue if this occurs. (5.4, 7.6)
- Restlessness, agitation, akathisia and parkinsonism: Reduce dose or discontinue if occurs. (5.5, 5.6)
- Sedation/Somnolence: May impair patient's ability to drive or operate complex machinery (5.7)
- QTc prolongation: Not recommended in combination with other drugs that prolong QTc (5.8)

### ADVERSE REACTIONS

Most common adverse reactions (greater than 10% and at least 5% greater than placebo) were: sedation/somnolence, fatigue, insomnia, depression, akathisia, anxiety/anxiety aggravated, nausea. (6.1)

To report SUSPECTED ADVERSE REACTIONS, contact Lundbeck's XENAZINE Information Center at 1-888-882-6013 or FDA at 1-800-FDA-1088 or www.fda.gov/medwatch.

### USE IN SPECIFIC POPULATIONS

Pregnancy: Based on animal data, may cause fetal harm. (8.1)

See 17 for PATIENT COUNSELING INFORMATION and Medication Guide.

Revised: 11/2019

## FULL PRESCRIBING INFORMATION: CONTENTS\*

### WARNING: DEPRESSION AND SUICIDALITY

#### 1 INDICATIONS AND USAGE

#### 2 DOSAGE AND ADMINISTRATION

- General Dosing Considerations
- Individualization of Dose
- Dosage Adjustment with CYP2D6 Inhibitors
- Discontinuation of Treatment
- Resumption of Treatment

#### 3 DOSAGE FORMS AND STRENGTHS

#### 4 CONTRAINDICATIONS

#### 5 WARNINGS AND PRECAUTIONS

- Depression and Suicidality
- Clinical Worsening and Adverse Effects
- Laboratory Tests
- Neuroleptic Malignant Syndrome (NMS)
- Akathisia, Restlessness, and Agitation
- Parkinsonism
- Sedation and Somnolence
- QTc Prolongation
- Hypotension and Orthostatic Hypotension
- Hyperprolactinemia
- Binding to Melanin-Containing Tissues

#### 6 ADVERSE REACTIONS

- Clinical Trials Experience
- Postmarketing Experience

#### 7 DRUG INTERACTIONS

- Strong CYP2D6 Inhibitors
- Reserpine
- Monoamine Oxidase Inhibitors (MAOIs)

#### 7.4 Alcohol or Other Sedating Drugs

#### 7.5 Drugs That Cause QTc Prolongation

#### 7.6 Neuroleptic Drugs

#### 7.7 Concomitant Deutetrabenazine or Valbenazine

#### 8 USE IN SPECIFIC POPULATIONS

- Pregnancy
- Lactation
- Pediatric Use
- Geriatric Use
- Hepatic Impairment
- Poor or Extensive CYP2D6 Metabolizers

#### 9 DRUG ABUSE AND DEPENDENCE

- Controlled Substance
- Abuse

#### 10 OVERDOSAGE

#### 11 DESCRIPTION

#### 12 CLINICAL PHARMACOLOGY

- Mechanism of Action
- Pharmacodynamics
- Pharmacokinetics

#### 13 NONCLINICAL TOXICOLOGY

- Carcinogenesis, Mutagenesis, Impairment of Fertility

#### 14 CLINICAL STUDIES

#### 16 HOW SUPPLIED/STORAGE AND HANDLING

- How Supplied
- Storage

#### 17 PATIENT COUNSELING INFORMATION

## FULL PRESCRIBING INFORMATION

### WARNING: DEPRESSION AND SUICIDALITY

**XENAZINE can increase the risk of depression and suicidal thoughts and behavior (suicidality) in patients with Huntington's disease. Anyone considering the use of XENAZINE must balance the risks of depression and suicidality with the clinical need for control of chorea. Close observation of patients for the emergence or worsening of depression, suicidality, or unusual changes in behavior should accompany therapy. Patients, their caregivers, and families should be informed of the risk of depression and suicidality and should be instructed to report behaviors of concern promptly to the treating physician.**

**Particular caution should be exercised in treating patients with a history of depression or prior suicide attempts or ideation, which are increased in frequency in Huntington's disease. XENAZINE is contraindicated in patients who are actively suicidal, and in patients with untreated or inadequately treated depression [see [Contraindications \(4\)](#), [Warnings and Precautions \(5.1\)](#)].**

## 1 INDICATIONS AND USAGE

XENAZINE is indicated for the treatment of chorea associated with Huntington's disease.

## 2 DOSAGE AND ADMINISTRATION

### 2.1 General Dosing Considerations

The chronic daily dose of XENAZINE used to treat chorea associated with Huntington's disease (HD) is determined individually for each patient. When first prescribed, XENAZINE therapy should be titrated slowly over several weeks to identify a dose of XENAZINE that reduces chorea and is tolerated. XENAZINE can be administered without regard to food [see [Clinical Pharmacology \(12.3\)](#)].

### 2.2 Individualization of Dose

The dose of XENAZINE should be individualized.

#### Dosing Recommendations Up to 50 mg/day

The starting dose should be 12.5 mg/day given once in the morning. After 1 week, the dose should be increased to 25 mg/day given as 12.5 mg twice a day. XENAZINE should be titrated up slowly at weekly intervals by 12.5 mg daily, to allow the identification of a tolerated dose that reduces chorea. If a dose of 37.5 to 50 mg/day is needed, it should be given in a three times a day regimen. The maximum recommended single dose is 25 mg. If adverse reactions such as akathisia, restlessness, parkinsonism, depression, insomnia, anxiety or sedation occur, titration should be stopped and the dose should be reduced. If the adverse reaction does not resolve, consideration should be given to withdrawing XENAZINE treatment or initiating other specific treatment (e.g., antidepressants) [see [Adverse Reactions \(6.1\)](#)].

#### Dosing Recommendations Above 50 mg/day

Patients who require doses of XENAZINE greater than 50 mg/day should be first tested and genotyped to determine if they are poor metabolizers (PMs) or extensive metabolizers (EMs) by their ability to express the drug metabolizing enzyme, CYP2D6. The dose of XENAZINE should then be individualized accordingly to their status as PMs or EMs [see [Warnings and Precautions \(5.3\)](#), [Use in Specific Populations \(8.7\)](#), [Clinical Pharmacology \(12.3\)](#)].

### Extensive and Intermediate CYP2D6 Metabolizers

Genotyped patients who are identified as extensive (EMs) or intermediate metabolizers (IMs) of CYP2D6, who need doses of XENAZINE above 50 mg/day, should be titrated up slowly at weekly intervals by 12.5 mg daily, to allow the identification of a tolerated dose that reduces chorea. Doses above 50 mg/day should be given in a three times a day regimen. The maximum recommended daily dose is 100 mg and the maximum recommended single dose is 37.5 mg. If adverse reactions such as akathisia, parkinsonism, depression, insomnia, anxiety or sedation occur, titration should be stopped and the dose should be reduced. If the adverse reaction does not resolve, consideration should be given to withdrawing XENAZINE treatment or initiating other specific treatment (e.g., antidepressants) [see [Warnings and Precautions \(5.3\)](#), [Use in Specific Populations \(8.7\)](#), [Clinical Pharmacology \(12.3\)](#)].

### Poor CYP2D6 Metabolizers

In PMs, the initial dose and titration is similar to EMs except that the recommended maximum single dose is 25 mg, and the recommended daily dose should not exceed a maximum of 50 mg [see [Use in Specific Populations \(8.7\)](#), [Clinical Pharmacology \(12.3\)](#)].

## **2.3 Dosage Adjustment with CYP2D6 Inhibitors**

### Strong CYP2D6 Inhibitors

Medications that are strong CYP2D6 inhibitors such as quinidine or antidepressants (e.g., fluoxetine, paroxetine) significantly increase the exposure to  $\alpha$ -HTBZ and  $\beta$ -HTBZ; therefore, the total dose of XENAZINE should not exceed a maximum of 50 mg and the maximum single dose should not exceed 25 mg [see [Warnings and Precautions \(5.3\)](#), [Drug Interactions \(7.1\)](#), [Use in Specific Populations \(8.7\)](#), [Clinical Pharmacology \(12.3\)](#)].

## **2.4 Discontinuation of Treatment**

Treatment with XENAZINE can be discontinued without tapering. Re-emergence of chorea may occur within 12 to 18 hours after the last dose of XENAZINE [see [Drug Abuse and Dependence \(9.2\)](#)].

## **2.5 Resumption of Treatment**

Following treatment interruption of greater than 5 days, XENAZINE therapy should be re-titrated when resumed. For short-term treatment interruption of less than 5 days, treatment can be resumed at the previous maintenance dose without titration.

## **3 DOSAGE FORMS AND STRENGTHS**

XENAZINE tablets are available in the following strengths and packages:

The 12.5 mg XENAZINE tablets are white, cylindrical, biplanar tablets with beveled edges, non-scored, embossed on one side with “CL” and “12.5.”

The 25 mg XENAZINE tablets are yellowish-buff, cylindrical, biplanar tablets with beveled edges, scored, embossed on one side with “CL” and “25.”

## **4 CONTRAINDICATIONS**

XENAZINE is contraindicated in patients:

- Who are actively suicidal, or in patients with untreated or inadequately treated depression [see [Warnings and Precautions \(5.1\)](#)].
- With hepatic impairment [see [Use in Specific Populations \(8.6\)](#), [Clinical Pharmacology \(12.3\)](#)].
- Taking monoamine oxidase inhibitors (MAOIs). XENAZINE should not be used in combination with an MAOI, or within a minimum of 14 days of discontinuing therapy with an MAOI [see [Drug Interactions \(7.3\)](#)].
- Taking reserpine. At least 20 days should elapse after stopping reserpine before starting XENAZINE [see [Drug Interactions \(7.2\)](#)].
- Taking deutetrabenazine or valbenazine [see [Drug Interactions \(7.7\)](#)].

## 5 WARNINGS AND PRECAUTIONS

### 5.1 Depression and Suicidality

Patients with Huntington's disease are at increased risk for depression, suicidal ideation or behaviors (suicidality). XENAZINE increases the risk for suicidality in patients with HD.

In a 12-week, double-blind, placebo-controlled study in patients with chorea associated with Huntington's disease, 10 of 54 patients (19%) treated with XENAZINE were reported to have an adverse event of depression or worsening depression compared to none of the 30 placebo-treated patients. In two open-label studies (in one study, 29 patients received XENAZINE for up to 48 weeks; in the second study, 75 patients received XENAZINE for up to 80 weeks), the rate of depression/worsening depression was 35%.

In all of the HD chorea studies of XENAZINE (n=187), one patient committed suicide, one attempted suicide, and six had suicidal ideation.

When considering the use of XENAZINE, the risk of suicidality should be balanced against the need for treatment of chorea. All patients treated with XENAZINE should be observed for new or worsening depression or suicidality. If depression or suicidality does not resolve, consider discontinuing treatment with XENAZINE.

Patients, their caregivers, and families should be informed of the risks of depression, worsening depression, and suicidality associated with XENAZINE, and should be instructed to report behaviors of concern promptly to the treating physician. Patients with HD who express suicidal ideation should be evaluated immediately.

### 5.2 Clinical Worsening and Adverse Effects

Huntington's disease is a progressive disorder characterized by changes in mood, cognition, chorea, rigidity, and functional capacity over time. In a 12-week controlled trial, XENAZINE was also shown to cause slight worsening in mood, cognition, rigidity, and functional capacity. Whether these effects persist, resolve, or worsen with continued treatment is unknown.

Prescribers should periodically re-evaluate the need for XENAZINE in their patients by assessing the effect on chorea and possible adverse effects, including depression and suicidality, cognitive decline, parkinsonism, dysphagia, sedation/somnolence, akathisia, restlessness, and disability. It may be difficult to distinguish between adverse reactions and progression of the underlying disease; decreasing the dose or stopping the drug may help the clinician distinguish between the two possibilities. In some patients, underlying chorea itself may improve over time, decreasing the need for XENAZINE.

### 5.3 Laboratory Tests

Before prescribing a daily dose of XENAZINE that is greater than 50 mg/day, patients should be genotyped to determine if they express the drug metabolizing enzyme, CYP2D6. CYP2D6 testing is necessary to determine whether patients are poor metabolizers (PMs), extensive (EMs) or intermediate metabolizers (IMs) of XENAZINE.

Patients who are PMs of XENAZINE will have substantially higher levels of the primary drug metabolites (about 3-fold for  $\alpha$ -HTBZ and 9-fold for  $\beta$ -HTBZ) than patients who are EMs. The dosage should be adjusted according to a patient's CYP2D6 metabolizer status. In patients who are identified as CYP2D6 PMs, the maximum recommended total daily dose is 50 mg and the maximum recommended single dose is 25 mg [see [Dosage and Administration \(2.2\)](#), [Use in Specific Populations \(8.7\)](#), [Clinical Pharmacology \(12.3\)](#)].

### 5.4 Neuroleptic Malignant Syndrome (NMS)

A potentially fatal symptom complex sometimes referred to as Neuroleptic Malignant Syndrome (NMS) has been reported in association with XENAZINE and other drugs that reduce dopaminergic transmission [see [Drug Interactions \(7.6\)](#)]. Clinical manifestations of NMS are hyperpyrexia, muscle rigidity, altered mental status, and evidence of autonomic instability (irregular pulse or blood pressure, tachycardia, diaphoresis, and cardiac dysrhythmia). Additional signs may

include elevated creatinine phosphokinase, myoglobinuria, rhabdomyolysis, and acute renal failure. The diagnosis of NMS can be complicated; other serious medical illness (e.g., pneumonia, systemic infection), and untreated or inadequately treated extrapyramidal disorders can present with similar signs and symptoms. Other important considerations in the differential diagnosis include central anticholinergic toxicity, heat stroke, drug fever, and primary central nervous system pathology.

The management of NMS should include (1) immediate discontinuation of XENAZINE; (2) intensive symptomatic treatment and medical monitoring; and (3) treatment of any concomitant serious medical problems for which specific treatments are available. There is no general agreement about specific pharmacological treatment regimens for NMS.

Recurrence of NMS has been reported with resumption of drug therapy. If treatment with XENAZINE is needed after recovery from NMS, patients should be monitored for signs of recurrence.

### **5.5 Akathisia, Restlessness, and Agitation**

XENAZINE may increase the risk of akathisia, restlessness, and agitation.

In a 12-week, double-blind, placebo-controlled study in patients with chorea associated with HD, akathisia was observed in 10 (19%) of XENAZINE-treated patients and 0% of placebo-treated patients. In an 80-week, open-label study, akathisia was observed in 20% of XENAZINE-treated patients.

Patients receiving XENAZINE should be monitored for the presence of akathisia. Patients receiving XENAZINE should also be monitored for signs and symptoms of restlessness and agitation, as these may be indicators of developing akathisia. If a patient develops akathisia, the XENAZINE dose should be reduced; however, some patients may require discontinuation of therapy.

### **5.6 Parkinsonism**

XENAZINE can cause parkinsonism.

In a 12-week, double-blind, placebo-controlled study in patients with chorea associated with HD, symptoms suggestive of parkinsonism (i.e., bradykinesia, hypertonia and rigidity) were observed in 15% of XENAZINE-treated patients compared to 0% of placebo-treated patients. In 48-week and 80-week, open-label studies, symptoms suggestive of parkinsonism were observed in 10% and 3% of XENAZINE-treated patients, respectively.

Because rigidity can develop as part of the underlying disease process in Huntington's disease, it may be difficult to distinguish between this drug-induced adverse reaction and progression of the underlying disease process. Drug-induced parkinsonism has the potential to cause more functional disability than untreated chorea for some patients with Huntington's disease. If a patient develops parkinsonism during treatment with XENAZINE, dose reduction should be considered; in some patients, discontinuation of therapy may be necessary.

### **5.7 Sedation and Somnolence**

Sedation is the most common dose-limiting adverse reaction of XENAZINE. In a 12-week, double-blind, placebo-controlled trial in patients with chorea associated with HD, sedation/somnolence occurred in 17/54 (31%) of XENAZINE-treated patients and in 1 (3%) of placebo-treated patient. Sedation was the reason upward titration of XENAZINE was stopped and/or the dose of XENAZINE was decreased in 15/54 (28%) patients. In all but one case, decreasing the dose of XENAZINE resulted in decreased sedation. In 48-week and 80-week, open-label studies, sedation/somnolence occurred in 17% and 57% of XENAZINE-treated patients, respectively. In some patients, sedation occurred at doses that were lower than recommended doses.

Patients should not perform activities requiring mental alertness to maintain the safety of themselves or others, such as operating a motor vehicle or operating hazardous machinery, until they are on a maintenance dose of XENAZINE and know how the drug affects them.

## 5.8 QTc Prolongation

XENAZINE causes a small increase (about 8 msec) in the corrected QT (QTc) interval. QT prolongation can lead to development of torsade de pointes-type ventricular tachycardia with the risk increasing as the degree of prolongation increases [see [Clinical Pharmacology \(12.2\)](#)]. The use of XENAZINE should be avoided in combination with other drugs that are known to prolong QTc, including antipsychotic medications (e.g., chlorpromazine, haloperidol, thioridazine, ziprasidone), antibiotics (e.g., moxifloxacin), Class 1A (e.g., quinidine, procainamide) and Class III (e.g., amiodarone, sotalol) antiarrhythmic medications or any other medications known to prolong the QTc interval [see [Drug Interactions \(7.5\)](#)].

XENAZINE should also be avoided in patients with congenital long QT syndrome and in patients with a history of cardiac arrhythmias. Certain circumstances may increase the risk of the occurrence of torsade de pointes and/or sudden death in association with the use of drugs that prolong the QTc interval, including (1) bradycardia; (2) hypokalemia or hypomagnesemia; (3) concomitant use of other drugs that prolong the QTc interval; and (4) presence of congenital prolongation of the QT interval [see [Clinical Pharmacology \(12.2\)](#)].

## 5.9 Hypotension and Orthostatic Hypotension

XENAZINE induced postural dizziness in healthy volunteers receiving single doses of 25 or 50 mg. One subject had syncope, and one subject with postural dizziness had documented orthostasis. Dizziness occurred in 4% of XENAZINE-treated patients (vs. none on placebo) in the 12-week, controlled trial; however, blood pressure was not measured during these events. Monitoring of vital signs on standing should be considered in patients who are vulnerable to hypotension.

## 5.10 Hyperprolactinemia

XENAZINE elevates serum prolactin concentrations in humans. Following administration of 25 mg to healthy volunteers, peak plasma prolactin levels increased 4- to 5-fold. Tissue culture experiments indicate that approximately one third of human breast cancers are prolactin-dependent *in vitro*, a factor of potential importance if XENAZINE is being considered for a patient with previously detected breast cancer. Although amenorrhea, galactorrhea, gynecomastia, and impotence can be caused by elevated serum prolactin concentrations, the clinical significance of elevated serum prolactin concentrations for most patients is unknown. Chronic increase in serum prolactin levels (although not evaluated in the XENAZINE development program) has been associated with low levels of estrogen and increased risk of osteoporosis. If there is a clinical suspicion of symptomatic hyperprolactinemia, appropriate laboratory testing should be done and consideration should be given to discontinuation of XENAZINE.

## 5.11 Binding to Melanin-Containing Tissues

Since XENAZINE or its metabolites bind to melanin-containing tissues, it could accumulate in these tissues over time. This raises the possibility that XENAZINE may cause toxicity in these tissues after extended use. Neither ophthalmologic nor microscopic examination of the eye has been conducted in the chronic toxicity studies in a pigmented species, such as dogs. Ophthalmologic monitoring in humans was inadequate to exclude the possibility of injury occurring after long-term exposure.

The clinical relevance of XENAZINE's binding to melanin-containing tissues is unknown. Although there are no specific recommendations for periodic ophthalmologic monitoring, prescribers should be aware of the possibility of long-term ophthalmologic effects [see [Clinical Pharmacology \(12.2\)](#)].

## 6 ADVERSE REACTIONS

The following serious adverse reactions are described below and elsewhere in the labeling:

- Depression and Suicidality [see [Warnings and Precautions \(5.1\)](#)]
- Neuroleptic Malignant Syndrome (NMS) [see [Warnings and Precautions \(5.4\)](#)]
- Akathisia, Restlessness, and Agitation [see [Warnings and Precautions \(5.5\)](#)]
- Parkinsonism [see [Warnings and Precautions \(5.6\)](#)]
- Sedation and Somnolence [see [Warnings and Precautions \(5.7\)](#)]



- QTc Prolongation [see [Warnings and Precautions \(5.8\)](#)]
- Hypotension and Orthostatic Hypotension [see [Warnings and Precautions \(5.9\)](#)]
- Hyperprolactinemia [see [Warnings and Precautions \(5.10\)](#)]
- Binding to Melanin-Containing Tissues [see [Warnings and Precautions \(5.11\)](#)]

## 6.1 Clinical Trials Experience

Because clinical trials are conducted under widely varying conditions, adverse reaction rates observed in the clinical trials of a drug cannot be directly compared to rates in the clinical trials of another drug and may not reflect the rates observed in practice.

During its development, XENAZINE was administered to 773 unique subjects and patients. The conditions and duration of exposure to XENAZINE varied greatly, and included single-dose and multiple-dose clinical pharmacology studies in healthy volunteers (n=259) and open-label (n=529) and double-blind studies (n=84) in patients.

In a randomized, 12-week, placebo-controlled clinical trial of HD patients, adverse reactions were more common in the XENAZINE group than in the placebo group. Forty-nine of 54 (91%) patients who received XENAZINE experienced one or more adverse reactions at any time during the study. The most common adverse reactions (over 10%, and at least 5% greater than placebo) were sedation/somnolence, fatigue, insomnia, depression, akathisia, anxiety/anxiety aggravated, and nausea.

### *Adverse Reactions Occurring in Greater Than or Equal to 4% of Patients*

The number and percentage of the most common adverse reactions that occurred at any time during the study in greater than or equal to 4% of XENAZINE-treated patients, and with a greater frequency than in placebo-treated patients, are presented in Table 1.

**Table 1: Adverse Reactions in a 12-Week, Double-Blind, Placebo-Controlled Trial in Patients with Huntington's Disease**

Adverse Reaction	XENAZINE n=54 %	Placebo n=30 %
Sedation/somnolence	31	3
Insomnia	22	0
Fatigue	22	13
Depression	19	0
Akathisia	19	0
Anxiety/anxiety aggravated	15	3
Fall	15	13
Nausea	13	7
Upper respiratory tract infection	11	7
Irritability	9	3
Balance difficulty	9	0
Parkinsonism/bradykinesia	9	0
Vomiting	6	3
Laceration (head)	6	0
Ecchymosis	6	0
Decreased appetite	4	0
Obsessive reaction	4	0
Dizziness	4	0
Dysarthria	4	0

<b>Adverse Reaction</b>	<b>XENAZINE n=54 %</b>	<b>Placebo n=30 %</b>
Unsteady gait	4	0
Headache	4	3
Shortness of breath	4	0
Bronchitis	4	0
Dysuria	4	0

Dose escalation was discontinued or dosage of study drug was reduced because of one or more adverse reactions in 28 of 54 (52%) patients randomized to XENAZINE. These adverse reactions consisted of sedation (15), akathisia (7), parkinsonism (4), depression (3), anxiety (2), fatigue (1) and diarrhea (1). Some patients had more than one AR and are, therefore, counted more than once.

#### Adverse Reactions Due to Extrapyramidal Symptoms

Table 2 describes the incidence of events considered to be extrapyramidal adverse reactions which occurred at a greater frequency in XENAZINE-treated patients compared to placebo-treated patients.

**Table 2: Adverse Reactions Due to Extrapyramidal Symptoms in a 12-Week, Double-Blind, Placebo-Controlled Trial in Patients with Huntington's Disease**

	<b>XENAZINE n=54 %</b>	<b>Placebo n=30 %</b>
Akathisia*	19	0
Extrapyramidal event†	15	0
Any extrapyramidal event	33	0

\*Patients with the following adverse event preferred terms were counted in this category: akathisia, hyperkinesia, restlessness.

†Patients with the following adverse event preferred terms were counted in this category: bradykinesia, parkinsonism, extrapyramidal disorder, hypertonia.

Patients may have had events in more than one category.

#### Dysphagia

Dysphagia is a component of HD. However, drugs that reduce dopaminergic transmission have been associated with esophageal dysmotility and dysphagia. Dysphagia may be associated with aspiration pneumonia. In a 12-week, double-blind, placebo-controlled study in patients with chorea associated with HD, dysphagia was observed in 4% of XENAZINE-treated patients and 3% of placebo-treated patients. In 48-week and 80-week, open-label studies, dysphagia was observed in 10% and 8% of XENAZINE-treated patients, respectively. Some of the cases of dysphagia were associated with aspiration pneumonia. Whether these events were related to treatment is unknown.

## **6.2 Postmarketing Experience**

The following adverse reactions have been identified during post-approval use of XENAZINE. Because these reactions are reported voluntarily from a population of uncertain size, it is not always possible to reliably estimate their frequency or establish a causal relationship to drug exposure.

Nervous system disorders: tremor

Psychiatric disorders: confusion, worsening aggression

Respiratory, thoracic and mediastinal disorders: pneumonia



Skin and subcutaneous tissue disorders: hyperhidrosis, skin rash

## 7 DRUG INTERACTIONS

### 7.1 Strong CYP2D6 Inhibitors

*In vitro* studies indicate that  $\alpha$ -HTBZ and  $\beta$ -HTBZ are substrates for CYP2D6. Strong CYP2D6 inhibitors (e.g., paroxetine, fluoxetine, quinidine) markedly increase exposure to these metabolites. A reduction in XENAZINE dose may be necessary when adding a strong CYP2D6 inhibitor (e.g., fluoxetine, paroxetine, quinidine) in patients maintained on a stable dose of XENAZINE. The daily dose of XENAZINE should not exceed 50 mg/day and the maximum single dose of XENAZINE should not exceed 25 mg in patients taking strong CYP2D6 inhibitors [*see [Dosage and Administration \(2.3\)](#), [Warnings and Precautions \(5.3\)](#), [Use in Specific Populations \(8.7\)](#), [Clinical Pharmacology \(12.3\)](#)*].

### 7.2 Reserpine

Reserpine binds irreversibly to VMAT2, and the duration of its effect is several days. Prescribers should wait for chorea to re-emerge before administering XENAZINE to avoid overdosage and major depletion of serotonin and norepinephrine in the CNS. At least 20 days should elapse after stopping reserpine before starting XENAZINE. XENAZINE and reserpine should not be used concomitantly [*see [Contraindications \(4\)](#)*].

### 7.3 Monoamine Oxidase Inhibitors (MAOIs)

XENAZINE is contraindicated in patients taking MAOIs. XENAZINE should not be used in combination with an MAOI, or within a minimum of 14 days of discontinuing therapy with an MAOI [*see [Contraindications \(4\)](#)*].

### 7.4 Alcohol or Other Sedating Drugs

Concomitant use of alcohol or other sedating drugs may have additive effects and worsen sedation and somnolence [*see [Warnings and Precautions \(5.7\)](#)*].

### 7.5 Drugs That Cause QTc Prolongation

XENAZINE causes a small prolongation of QTc (about 8 msec), concomitant use with other drugs that are known to cause QTc prolongation should be avoided, these including antipsychotic medications (e.g., chlorpromazine, haloperidol, thioridazine, ziprasidone), antibiotics (e.g., moxifloxacin), Class 1A (e.g., quinidine, procainamide) and Class III (e.g., amiodarone, sotalol) antiarrhythmic medications or any other medications known to prolong the QTc interval. XENAZINE should be avoided in patients with congenital long QT syndrome and in patients with a history of cardiac arrhythmias. Certain conditions may increase the risk for torsade de pointes or sudden death such as (1) bradycardia; (2) hypokalemia or hypomagnesemia; (3) concomitant use of other drugs that prolong the QTc interval; and (4) presence of congenital prolongation of the QT interval [*see [Warnings and Precautions \(5.8\)](#), [Clinical Pharmacology \(12.2\)](#)*].

### 7.6 Neuroleptic Drugs

The risk for Parkinsonism, NMS, and akathisia may be increased by concomitant use of XENAZINE and dopamine antagonists or antipsychotics (e.g., chlorpromazine, haloperidol, olanzapine, risperidone, thioridazine, ziprasidone) [*see [Warnings and Precautions \(5.4, 5.5, 5.6\)](#)*].

### 7.7 Concomitant Deutetrabenazine or Valbenazine

XENAZINE is contraindicated in patients currently taking deutetrabenazine or valbenazine.

## 8 USE IN SPECIFIC POPULATIONS

### 8.1 Pregnancy

#### *Risk Summary*

There are no adequate data on the developmental risk associated with the use of XENAZINE in pregnant women. Administration of tetrabenazine to rats throughout pregnancy and lactation resulted in an increase in stillbirths and postnatal offspring mortality. Administration of a major human metabolite of tetrabenazine to rats during pregnancy or

during pregnancy and lactation produced adverse effects on the developing fetus and offspring (increased mortality, decreased growth, and neurobehavioral and reproductive impairment). The adverse developmental effects of tetrabenazine and a major human metabolite of tetrabenazine in rats occurred at clinically relevant doses [*see Data*].

In the U.S. general population, the estimated background risk of major birth defects and miscarriage in clinically recognized pregnancies is 2 to 4% and 15 to 20%, respectively. The background risk of major birth defects and miscarriage for the indicated population is unknown.

## Data

### Animal Data

Tetrabenazine had no clear effects on embryofetal development when administered to pregnant rats throughout the period of organogenesis at oral doses up to 30 mg/kg/day (or 3 times the maximum recommended human dose [MRHD] of 100 mg/day on a mg/m<sup>2</sup> basis). Tetrabenazine had no effects on embryofetal development when administered to pregnant rabbits during the period of organogenesis at oral doses up to 60 mg/kg/day (or 12 times the MRHD on a mg/m<sup>2</sup> basis).

When tetrabenazine (5, 15, and 30 mg/kg/day) was orally administered to pregnant rats from the beginning of organogenesis through the lactation period, an increase in stillbirths and offspring postnatal mortality was observed at 15 and 30 mg/kg/day and delayed pup maturation was observed at all doses. A no-effect dose for pre- and postnatal developmental toxicity in rats was not identified. The lowest dose tested (5 mg/kg/day) was less than the MRHD on a mg/m<sup>2</sup> basis.

Because rats dosed orally with tetrabenazine do not produce 9-desmethyl- $\beta$ -DHTBZ, a major human metabolite of tetrabenazine, the metabolite was directly administered to pregnant and lactating rats. Oral administration of 9-desmethyl- $\beta$ -DHTBZ (8, 15, and 40 mg/kg/day) throughout the period of organogenesis produced increases in embryofetal mortality at 15 and 40 mg/kg/day and reductions in fetal body weights at 40 mg/kg/day, which was also maternally toxic. When 9-desmethyl- $\beta$ -DHTBZ (8, 15, and 40 mg/kg/day) was orally administered to pregnant rats from the beginning of organogenesis through the lactation period, increases in gestation duration, stillbirths, and offspring postnatal mortality (40 mg/kg/day); decreases in pup weights (40 mg/kg/day); and neurobehavioral (increased activity, learning and memory deficits) and reproductive (decreased litter size) impairment (15 and 40 mg/kg/day) were observed. Maternal toxicity was seen at the highest dose. The no-effect dose for developmental toxicity in rats (8 mg/kg/day) was associated with plasma exposures (AUC) of 9-desmethyl- $\beta$ -DHTBZ in pregnant rats lower than that in humans at the MRHD.

## **8.2 Lactation**

### Risk Summary

There are no data on the presence of tetrabenazine or its metabolites in human milk, the effects on the breastfed infant, or the effects of the drug on milk production.

The developmental and health benefits of breastfeeding should be considered along with the mother's clinical need for XENAZINE and any potential adverse effects on the breastfed infant from XENAZINE or from the underlying maternal condition.

## **8.4 Pediatric Use**

Safety and effectiveness in pediatric patients have not been established.

## **8.5 Geriatric Use**

The pharmacokinetics of XENAZINE and its primary metabolites have not been formally studied in geriatric subjects.

## **8.6 Hepatic Impairment**

Because the safety and efficacy of the increased exposure to XENAZINE and other circulating metabolites are unknown, it is not possible to adjust the dosage of XENAZINE in hepatic impairment to ensure safe use. The use of XENAZINE in patients with hepatic impairment is contraindicated [*see [Contraindications \(4\)](#), [Clinical Pharmacology \(12.3\)](#)*].

## 8.7 Poor or Extensive CYP2D6 Metabolizers

Patients who require doses of XENAZINE greater than 50 mg/day, should be first tested and genotyped to determine if they are poor (PMs) or extensive metabolizers (EMs) by their ability to express the drug metabolizing enzyme, CYP2D6. The dose of XENAZINE should then be individualized accordingly to their status as either poor (PMs) or extensive metabolizers (EMs) [see [Dosage and Administration \(2.2\)](#), [Warnings and Precautions \(5.3\)](#), [Clinical Pharmacology \(12.3\)](#)].

### Poor Metabolizers

Poor CYP2D6 metabolizers (PMs) will have substantially higher levels of exposure to the primary metabolites (about 3-fold for  $\alpha$ -HTBZ and 9-fold for  $\beta$ -HTBZ) compared to EMs. The dosage should, therefore, be adjusted according to a patient's CYP2D6 metabolizer status by limiting a single dose to a maximum of 25 mg and the recommended daily dose to not exceed a maximum of 50 mg/day in patients who are CYP2D6 PMs [see [Dosage and Administration \(2.2\)](#), [Warnings and Precautions \(5.3\)](#), [Clinical Pharmacology \(12.3\)](#)].

### Extensive/Intermediate Metabolizers

In extensive (EMs) or intermediate metabolizers (IMs), the dosage of XENAZINE can be titrated to a maximum single dose of 37.5 mg and a recommended maximum daily dose of 100 mg [see [Dosage and Administration \(2.2\)](#), [Drug Interactions \(7.1\)](#), [Clinical Pharmacology \(12.3\)](#)].

## 9 DRUG ABUSE AND DEPENDENCE

### 9.1 Controlled Substance

XENAZINE is not a controlled substance.

### 9.2 Abuse

Clinical trials did not reveal patients developed drug seeking behaviors, though these observations were not systematic. Abuse has not been reported from the postmarketing experience in countries where XENAZINE has been marketed.

As with any CNS-active drug, prescribers should carefully evaluate patients for a history of drug abuse and follow such patients closely, observing them for signs of XENAZINE misuse or abuse (such as development of tolerance, increasing dose requirements, drug-seeking behavior).

Abrupt discontinuation of XENAZINE from patients did not produce symptoms of withdrawal or a discontinuation syndrome; only symptoms of the original disease were observed to re-emerge [see [Dosage and Administration \(2.4\)](#)].

## 10 OVERDOSAGE

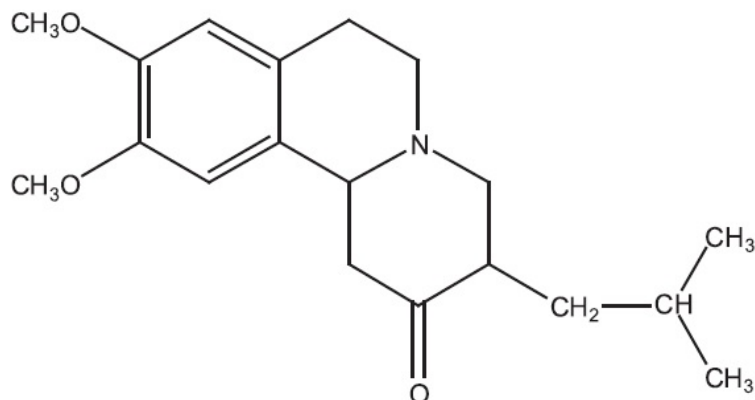
Three episodes of overdose occurred in the open-label trials performed in support of registration. Eight cases of overdose with XENAZINE have been reported in the literature. The dose of XENAZINE in these patients ranged from 100 mg to 1 g. Adverse reactions associated with XENAZINE overdose include acute dystonia, oculogyric crisis, nausea and vomiting, sweating, sedation, hypotension, confusion, diarrhea, hallucinations, rubor, and tremor.

Treatment should consist of those general measures employed in the management of overdosage with any CNS-active drug. General supportive and symptomatic measures are recommended. Cardiac rhythm and vital signs should be monitored. In managing overdosage, the possibility of multiple drug involvement should always be considered. The physician should consider contacting a poison control center on the treatment of any overdose.

## 11 DESCRIPTION

XENAZINE (tetrabenazine) is a monoamine depletor for oral administration. The molecular weight of tetrabenazine is 317.43; the pKa is 6.51. Tetrabenazine is a hexahydro-dimethoxy-benzoquinolizine derivative and has the following chemical name: cis rac -1,3,4,6,7,11b-hexahydro-9,10-dimethoxy-3-(2-methylpropyl)-2H-benzo[a]quinolizin-2-one.

The empirical formula C<sub>19</sub>H<sub>27</sub>NO<sub>3</sub> is represented by the following structural formula:



Tetrabenazine is a white to slightly yellow crystalline powder that is sparingly soluble in water and soluble in ethanol.

Each XENAZINE (tetrabenazine) tablet contains either 12.5 or 25 mg of tetrabenazine as the active ingredient.

XENAZINE (tetrabenazine) tablets contain tetrabenazine as the active ingredient and the following inactive ingredients: lactose, magnesium stearate, maize starch, and talc. The 25 mg strength tablet also contains yellow iron oxide as an inactive ingredient.

XENAZINE (tetrabenazine) tablets are supplied as a yellowish-buff, scored tablet containing 25 mg of tetrabenazine or as a white, non-scored tablet containing 12.5 mg of tetrabenazine.

## 12 CLINICAL PHARMACOLOGY

### 12.1 Mechanism of Action

The precise mechanism by which XENAZINE (tetrabenazine) exerts its anti-chorea effects is unknown but is believed to be related to its effect as a reversible depletor of monoamines (such as dopamine, serotonin, norepinephrine, and histamine) from nerve terminals. Tetrabenazine reversibly inhibits the human vesicular monoamine transporter type 2 (VMAT2) ( $K_i \approx 100$  nM), resulting in decreased uptake of monoamines into synaptic vesicles and depletion of monoamine stores. Human VMAT2 is also inhibited by dihydrotetrabenazine (HTBZ), a mixture of  $\alpha$ -HTBZ and  $\beta$ -HTBZ.  $\alpha$ - and  $\beta$ -HTBZ, major circulating metabolites in humans, exhibit high *in vitro* binding affinity to bovine VMAT2. Tetrabenazine exhibits weak *in vitro* binding affinity at the dopamine D2 receptor ( $K_i = 2100$  nM).

### 12.2 Pharmacodynamics

#### QTc Prolongation

The effect of a single 25 or 50 mg dose of XENAZINE on the QT interval was studied in a randomized, double-blind, placebo-controlled crossover study in healthy male and female subjects with moxifloxacin as a positive control. At 50 mg, XENAZINE caused an approximately 8 msec mean increase in QTc (90% CI: 5.0, 10.4 msec). Additional data suggest that inhibition of CYP2D6 in healthy subjects given a single 50 mg dose of XENAZINE does not further increase the effect on the QTc interval. Effects at higher exposures to either XENAZINE or its metabolites have not been evaluated [see [Warnings and Precautions \(5.8\)](#), [Drug Interactions \(7.5\)](#)].

#### Melanin Binding

Tetrabenazine or its metabolites bind to melanin-containing tissues (i.e., eye, skin, fur) in pigmented rats. After a single oral dose of radiolabeled tetrabenazine, radioactivity was still detected in eye and fur at 21 days post dosing [see [Warnings and Precautions \(5.11\)](#)].

### 12.3 Pharmacokinetics

#### Absorption

Following oral administration of tetrabenazine, the extent of absorption is at least 75%. After single oral doses ranging from 12.5 to 50 mg, plasma concentrations of tetrabenazine are generally below the limit of detection because of the rapid

and extensive hepatic metabolism of tetrabenazine by carbonyl reductase to the active metabolites  $\alpha$ -HTBZ and  $\beta$ -HTBZ.  $\alpha$ -HTBZ and  $\beta$ -HTBZ are metabolized principally by CYP2D6. Peak plasma concentrations ( $C_{\max}$ ) of  $\alpha$ -HTBZ and  $\beta$ -HTBZ are reached within 1 to 1½ hours post-dosing.  $\alpha$ -HTBZ is subsequently metabolized to a minor metabolite, 9-desmethyl- $\alpha$ -DHTBZ.  $\beta$ -HTBZ is subsequently metabolized to another major circulating metabolite, 9-desmethyl- $\beta$ -DHTBZ, for which  $C_{\max}$  is reached approximately 2 hours post-dosing.

### Food Effects

The effects of food on the bioavailability of XENAZINE were studied in subjects administered a single dose with and without food. Food had no effect on mean plasma concentrations,  $C_{\max}$ , or the area under the concentration time course (AUC) of  $\alpha$ -HTBZ or  $\beta$ -HTBZ [see [Dosage and Administration \(2.1\)](#)].

### Distribution

Results of PET-scan studies in humans show that radioactivity is rapidly distributed to the brain following intravenous injection of  $^{11}\text{C}$ -labeled tetrabenazine or  $\alpha$ -HTBZ, with the highest binding in the striatum and lowest binding in the cortex.

The *in vitro* protein binding of tetrabenazine,  $\alpha$ -HTBZ, and  $\beta$ -HTBZ was examined in human plasma for concentrations ranging from 50 to 200 ng/mL. Tetrabenazine binding ranged from 82% to 85%,  $\alpha$ -HTBZ binding ranged from 60% to 68%, and  $\beta$ -HTBZ binding ranged from 59% to 63%.

### Metabolism

After oral administration in humans, at least 19 metabolites of tetrabenazine have been identified.  $\alpha$ -HTBZ,  $\beta$ -HTBZ and 9-desmethyl- $\beta$ -DHTBZ are the major circulating metabolites and are subsequently metabolized to sulfate or glucuronide conjugates.  $\alpha$ -HTBZ and  $\beta$ -HTBZ are formed by carbonyl reductase that occurs mainly in the liver.  $\alpha$ -HTBZ is O-dealkylated by CYP450 enzymes, principally CYP2D6, with some contribution of CYP1A2 to form 9-desmethyl- $\alpha$ -DHTBZ, a minor metabolite.  $\beta$ -HTBZ is O-dealkylated principally by CYP2D6 to form 9-desmethyl- $\beta$ -DHTBZ.

The results of *in vitro* studies do not suggest that tetrabenazine,  $\alpha$ -HTBZ,  $\beta$ -HTBZ or 9-desmethyl- $\beta$ -DHTBZ are likely to result in clinically significant inhibition of CYP2D6, CYP1A2, CYP2B6, CYP2C8, CYP2C9, CYP2C19, CYP2E1, or CYP3A. *In vitro* studies suggest that neither tetrabenazine nor its  $\alpha$ - or  $\beta$ -HTBZ or 9-desmethyl- $\beta$ -DHTBZ metabolites are likely to result in clinically significant induction of CYP1A2, CYP3A4, CYP2B6, CYP2C8, CYP2C9, or CYP2C19.

Neither tetrabenazine nor its  $\alpha$ - or  $\beta$ -HTBZ or 9-desmethyl- $\beta$ -DHTBZ metabolites are likely to be substrates or inhibitors of P-glycoprotein at clinically relevant concentrations *in vivo*.

### Elimination

After oral administration, tetrabenazine is extensively hepatically metabolized, and the metabolites are primarily renally eliminated.  $\alpha$ -HTBZ,  $\beta$ -HTBZ and 9-desmethyl- $\beta$ -DHTBZ have half-lives of 7 hours, 5 hours and 12 hours respectively. In a mass balance study in 6 healthy volunteers, approximately 75% of the dose was excreted in the urine, and fecal recovery accounted for approximately 7 to 16% of the dose. Unchanged tetrabenazine has not been found in human urine. Urinary excretion of  $\alpha$ -HTBZ or  $\beta$ -HTBZ accounted for less than 10% of the administered dose. Circulating metabolites, including sulfate and glucuronide conjugates of HTBZ metabolites as well as products of oxidative metabolism, account for the majority of metabolites in the urine.

### Specific Populations

#### Gender

There is no apparent effect of gender on the pharmacokinetics of  $\alpha$ -HTBZ or  $\beta$ -HTBZ.

#### Hepatic Impairment

The disposition of tetrabenazine was compared in 12 patients with mild to moderate chronic liver impairment (Child-Pugh scores of 5-9) and 12 age- and gender-matched subjects with normal hepatic function who received a single 25 mg dose of tetrabenazine. In patients with hepatic impairment, tetrabenazine plasma concentrations were similar to or higher than



concentrations of  $\alpha$ -HTBZ, reflecting the markedly decreased metabolism of tetrabenazine to  $\alpha$ -HTBZ. The mean tetrabenazine  $C_{\max}$  in subjects with hepatic impairment was approximately 7- to 190-fold higher than the detectable peak concentrations in healthy subjects. The elimination half-life of tetrabenazine in subjects with hepatic impairment was approximately 17.5 hours. The time to peak concentrations ( $t_{\max}$ ) of  $\alpha$ -HTBZ and  $\beta$ -HTBZ was slightly delayed in subjects with hepatic impairment compared to age-matched controls (1.75 hrs vs. 1.0 hrs), and the elimination half-lives of the  $\alpha$ -HTBZ and  $\beta$ -HTBZ were prolonged to approximately 10 and 8 hours, respectively. The exposure to  $\alpha$ -HTBZ and  $\beta$ -HTBZ was approximately 30% to 39% greater in patients with liver impairment than in age-matched controls. The safety and efficacy of this increased exposure to tetrabenazine and other circulating metabolites are unknown so that it is not possible to adjust the dosage of tetrabenazine in hepatic impairment to ensure safe use. Therefore, XENAZINE is contraindicated in patients with hepatic impairment [see [Contraindications \(4\)](#), [Use in Specific Populations \(8.6\)](#)].

#### Poor CYP2D6 Metabolizers

Although the pharmacokinetics of XENAZINE and its metabolites in patients who do not express the drug metabolizing enzyme, CYP2D6, poor metabolizers, (PMs), have not been systematically evaluated, it is likely that the exposure to  $\alpha$ -HTBZ and  $\beta$ -HTBZ would be increased similar to that observed in patients taking strong CYP2D6 inhibitors (3- and 9-fold, respectively) [see [Dosage and Administration \(2.3\)](#), [Warnings and Precautions \(5.3\)](#), [Use in Specific Populations \(8.7\)](#)].

#### Drug Interactions

##### CYP2D6 Inhibitors

*In vitro* studies indicate that  $\alpha$ -HTBZ and  $\beta$ -HTBZ are substrates for CYP2D6. The effect of CYP2D6 inhibition on the pharmacokinetics of tetrabenazine and its metabolites was studied in 25 healthy subjects following a single 50 mg dose of tetrabenazine given after 10 days of administration of the strong CYP2D6 inhibitor paroxetine 20 mg daily. There was an approximately 30% increase in  $C_{\max}$  and an approximately 3-fold increase in AUC for  $\alpha$ -HTBZ in subjects given paroxetine prior to tetrabenazine compared to tetrabenazine given alone. For  $\beta$ -HTBZ, the  $C_{\max}$  and AUC were increased 2.4- and 9-fold, respectively, in subjects given paroxetine prior to tetrabenazine given alone. The elimination half-life of  $\alpha$ -HTBZ and  $\beta$ -HTBZ was approximately 14 hours when tetrabenazine was given with paroxetine.

Strong CYP2D6 inhibitors (e.g., paroxetine, fluoxetine, quinidine) markedly increase exposure to these metabolites. The effect of moderate or weak CYP2D6 inhibitors such as duloxetine, terbinafine, amiodarone, or sertraline on the exposure to XENAZINE and its metabolites has not been evaluated [see [Dosage and Administration \(2.3\)](#), [Warnings and Precautions \(5.3\)](#), [Drug Interactions \(7.1\)](#), [Use in Specific Populations \(8.7\)](#)].

##### Digoxin

Digoxin is a substrate for P-glycoprotein. A study in healthy volunteers showed that XENAZINE (25 mg twice daily for 3 days) did not affect the bioavailability of digoxin, suggesting that at this dose, XENAZINE does not affect P-glycoprotein in the intestinal tract. *In vitro* studies also do not suggest that XENAZINE or its metabolites are P-glycoprotein inhibitors.

## **13 NONCLINICAL TOXICOLOGY**

### **13.1 Carcinogenesis, Mutagenesis, Impairment of Fertility**

#### Carcinogenesis

No increase in tumors was observed in p53<sup>+/-</sup> transgenic mice treated orally with tetrabenazine (5, 15, and 30 mg/kg/day) for 26 weeks.

No increase in tumors was observed in Tg.rasH2 transgenic mice treated orally with a major human metabolite, 9-desmethyl- $\beta$ -DHTBZ (20, 100, and 200 mg/kg/day), for 26 weeks.

#### Mutagenesis

Tetrabenazine and metabolites  $\alpha$ -HTBZ,  $\beta$ -HTBZ, and 9-desmethyl- $\beta$ -DHTBZ were negative in an *in vitro* bacterial reverse mutation assay. Tetrabenazine was clastogenic in an *in vitro* chromosomal aberration assay in Chinese hamster



ovary cells in the presence of metabolic activation.  $\alpha$ -HTBZ and  $\beta$ -HTBZ were clastogenic in an *in vitro* chromosome aberration assay in Chinese hamster lung cells in the presence and absence of metabolic activation. 9-desmethyl- $\beta$ -DHTBZ was not clastogenic in an *in vitro* chromosomal aberration assay in human peripheral blood mononuclear cells in the presence or absence of metabolic activation. *In vivo* micronucleus assays were conducted in male and female rats and male mice. Tetrabenazine was negative in male mice and rats but produced an equivocal response in female rats.

#### Impairment of Fertility

Oral administration of tetrabenazine (5, 15, or 30 mg/kg/day) to female rats prior to and throughout mating, and continuing through day 7 of gestation resulted in disrupted estrous cyclicity at doses greater than 5 mg/kg/day (less than the MRHD on a mg/m<sup>2</sup> basis).

No effects on mating and fertility indices or sperm parameters (motility, count, density) were observed when males were treated orally with tetrabenazine (5, 15, or 30 mg/kg/day; up to 3 times the MRHD on a mg/m<sup>2</sup> basis) prior to and throughout mating with untreated females.

Because rats dosed with tetrabenazine do not produce 9-desmethyl- $\beta$ -DHTBZ, a major human metabolite, these studies may not have adequately assessed the potential of XENAZINE to impair fertility in humans.

## **14 CLINICAL STUDIES**

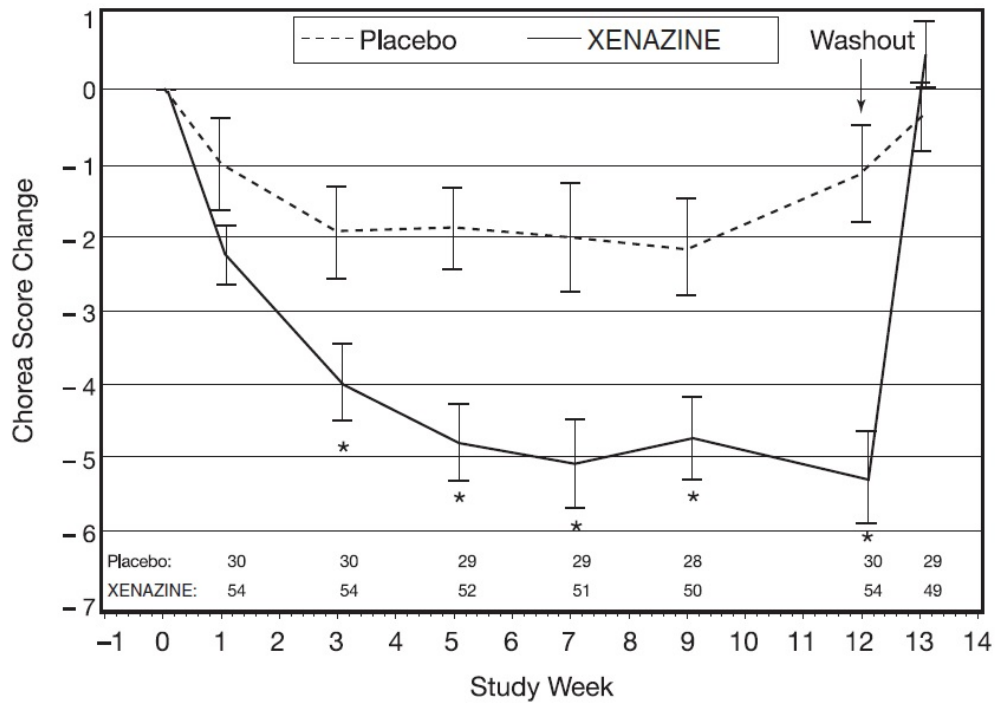
### Study 1

The efficacy of XENAZINE as a treatment for the chorea of Huntington's disease was established primarily in a randomized, double-blind, placebo-controlled multi-center trial (Study 1) conducted in ambulatory patients with a diagnosis of HD. The diagnosis of HD was based on family history, neurological exam, and genetic testing. Treatment duration was 12 weeks, including a 7-week dose titration period and a 5-week maintenance period followed by a 1-week washout. XENAZINE was started at a dose of 12.5 mg/day, followed by upward titration at weekly intervals, in 12.5 mg increments until satisfactory control of chorea was achieved, intolerable side effects occurred, or until a maximal dose of 100 mg/day was reached.

The primary efficacy endpoint was the Total Chorea Score, an item of the Unified Huntington's Disease Rating Scale (UHDRS). On this scale, chorea is rated from 0 to 4 (with 0 representing no chorea) for 7 different parts of the body. The total score ranges from 0 to 28.

As shown in Figure 1, Total Chorea Scores for patients in the drug group declined by an estimated 5.0 units during maintenance therapy (average of Week 9 and Week 12 scores versus baseline), compared to an estimated 1.5 units in the placebo group. The treatment effect of 3.5 units was statistically significant. At the Week 13 follow-up in Study 1 (1 week after discontinuation of the study medication), the Total Chorea Scores of patients receiving XENAZINE returned to baseline.

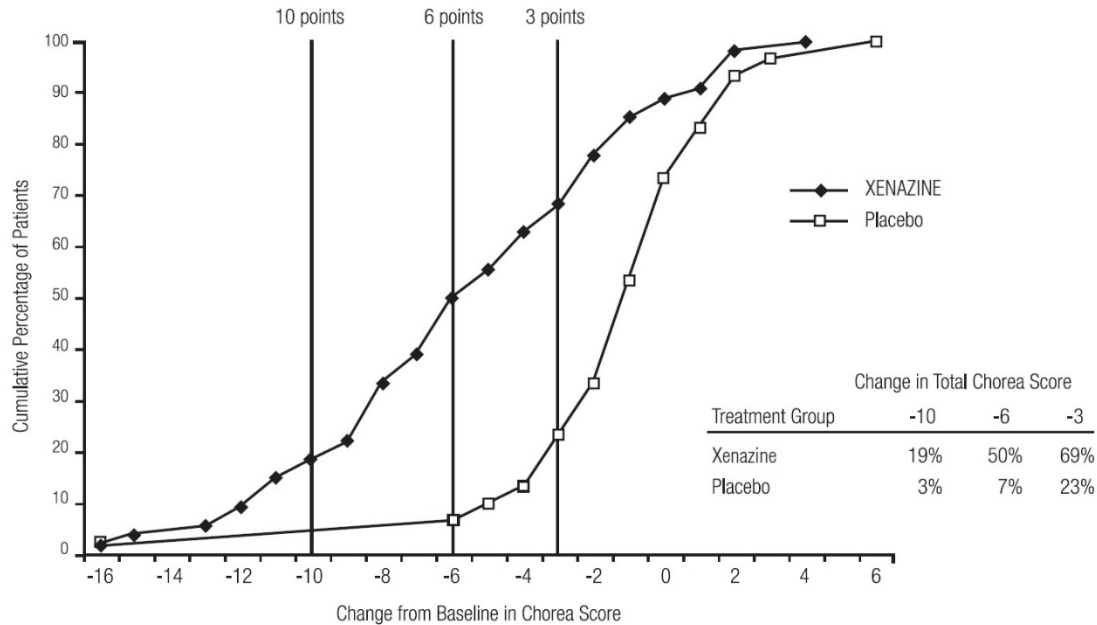
**Figure 1: Mean  $\pm$  s.e.m. Changes from Baseline in Total Chorea Score in 84 HD Patients Treated with XENAZINE (n=54) or Placebo (n=30)**



**(error bars are  $\pm$  s.e.m.)**  
**\* $p < 0.05$**

Figure 2 illustrates the cumulative percentages of patients from the XENAZINE and placebo treatment groups who achieved the level of reduction in the Total Chorea Score shown on the X axis. The left-ward shift of the curve (toward greater improvement) for the XENAZINE-treated patients indicates that these patients were more likely to have any given degree of improvement in chorea score. For example, about 7% of placebo patients had a 6-point or greater improvement compared to 50% of XENAZINE-treated patients. The percentage of patients achieving reductions of at least 10, 6, and 3 points from baseline to Week 12 are shown in the inset table.

**Figure 2: Cumulative Percentage of Patients with Specified Changes from Baseline in Total Chorea Score. The Percentages of Randomized Patients Within Each Treatment Group Who Completed Study 1 Were: Placebo 97%, Tetrabenazine 91%**



A Physician-rated Clinical Global Impression (CGI) favored XENAZINE statistically. In general, measures of functional capacity and cognition showed no difference between XENAZINE and placebo. However, one functional measure (Part 4 of the UHDRS), a 25-item scale assessing the capacity for patients to perform certain activities of daily living, showed a decrement for patients treated with XENAZINE compared to placebo, a difference that was nominally statistically significant. A 3-item cognitive battery specifically developed to assess cognitive function in patients with HD (Part 2 of the UHDRS) also showed a decrement for patients treated with XENAZINE compared to placebo, but the difference was not statistically significant.

Study 2

A second controlled study was performed in patients who had been treated with open-label XENAZINE for at least 2 months (mean duration of treatment was 2 years). They were randomized to continuation of XENAZINE at the same dose (n=12) or to placebo (n=6) for three days, at which time their chorea scores were compared. Although the comparison did not reach statistical significance (p=0.1), the estimate of the treatment effect was similar to that seen in Study 1 (about 3.5 units).

**16 HOW SUPPLIED/STORAGE AND HANDLING**

**16.1 How Supplied**

XENAZINE® (tetrabenazine) tablets are available in the following strengths and packages:

The 12.5 mg XENAZINE tablets are white, cylindrical, biplanar tablets with beveled edges, non-scored, embossed on one side with “CL” and “12.5”.

NDC 67386-421-01      12.5 mg      112-count bottle

The 25 mg XENAZINE tablets are yellowish-buff, cylindrical, biplanar tablets with beveled edges, scored, embossed on one side with “CL” and “25”.

NDC 67386-422-01      25 mg      112-count bottle

## 16.2 Storage

Store at 25°C (77°F); excursions permitted to 15° to 30°C (59° to 86°F) [see USP Controlled Room Temperature].

## 17 PATIENT COUNSELING INFORMATION

Advise the patient to read the FDA-approved patient labeling (Medication Guide).

### Risk of Suicidality

Inform patients and their families that XENAZINE may increase the risk of suicidal thinking and behaviors. Counsel patients and their families to remain alert to the emergence of suicidal ideation and to report it immediately to the patient's physician [see [Contraindications \(4\)](#), [Warnings and Precautions \(5.1\)](#)].

### Risk of Depression

Inform patients and their families that XENAZINE may cause depression or may worsen pre-existing depression. Encourage patients and their families to be alert to the emergence of sadness, worsening of depression, withdrawal, insomnia, irritability, hostility (aggressiveness), akathisia (psychomotor restlessness), anxiety, agitation, or panic attacks and to report such symptoms promptly to the patient's physician [see [Contraindications \(4\)](#), [Warnings and Precautions \(5.1\)](#)].

### Dosing of XENAZINE

Inform patients and their families that the dose of XENAZINE will be increased slowly to the dose that is best for each patient. Sedation, akathisia, parkinsonism, depression, and difficulty swallowing may occur. Such symptoms should be promptly reported to the physician, and the XENAZINE dose may need to be reduced or discontinued [see [Dosage and Administration \(2.2\)](#)].

### Risk of Sedation and Somnolence

Inform patients that XENAZINE may induce sedation and somnolence and may impair the ability to perform tasks that require complex motor and mental skills. Advise patients that until they learn how they respond to XENAZINE, they should be careful doing activities that require them to be alert, such as driving a car or operating machinery [see [Warnings and Precautions \(5.7\)](#)].

### Interaction with Alcohol

Advise patients and their families that alcohol may potentiate the sedation induced by XENAZINE [see [Drug Interactions \(7.4\)](#)].

### Usage in Pregnancy

Advise patients and their families to notify the physician if the patient becomes pregnant or intends to become pregnant during XENAZINE therapy, or is breastfeeding or intending to breastfeed an infant during therapy [see [Use in Specific Populations \(8.1\)](#)].

### **Manufactured by:**

Recipharm Fontaine SAS

Rue des Prés Potets

21121 Fontaine-lès-Dijon, France

**Manufactured for:**

Lundbeck

Deerfield, IL 60015 USA



Xenazine is a trademark of Bausch Health Companies Inc. or its affiliates.

All other product/brand names and/or logos are trademarks of the respective owners.

© 2020 Bausch Health Companies Inc. or its affiliates

9465504